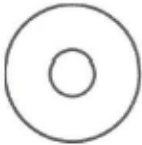
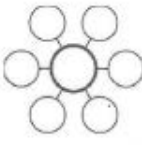
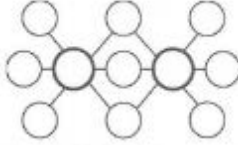
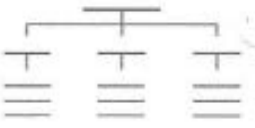
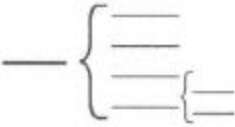
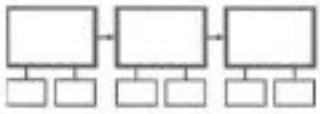
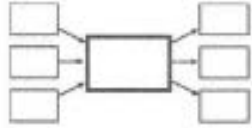


Thinking Maps Key Words

Take note of the “Key Words” used in the instructions for an assignment or assessment. These will alert you as to which Thinking Map to use to take notes and organize your ideas.

Thinking Process	Key Words	Thinking Map
<p>Defining in Context</p> <p>How are you defining this thing or idea?</p>	<p>Define Brainstorm Discuss Identify Tell everything you know</p>	<p>Circle Map</p> 
<p>Describing Qualities</p> <p>How would you describe this? What adjectives would you use?</p>	<p>Describe Characteristics Qualities Use vivid language Observe using your 5 senses</p>	<p>Bubble Map</p> 
<p>Comparing & Contrasting</p> <p>What similarities and differences do these two things have?</p>	<p>Compare & Contrast Similarities & Differences Alike & Different Distinguish Between</p>	<p>Double Bubble Map</p> 
<p>Classifying</p> <p>What are the main ideas, supporting ideas and details?</p>	<p>Classify Sort Types or kinds of Group Categorize</p>	<p>Tree Map</p> 
<p>Part-Whole</p> <p>What are the parts and subparts of this whole physical object?</p>	<p>Parts of Show the structure Deconstruct Take apart Physical components</p>	<p>Brace Map</p> 
<p>Sequencing</p> <p>What happened? What was the sequence of events? What are the sub stages?</p>	<p>Sequence Put in order Cycles Patterns Steps</p>	<p>Flow Map</p> 
<p>Cause & Effect</p> <p>What are the causes and effects of this event? What might happen next?</p>	<p>If...then Predict Motives Consequences Impact of</p>	<p>Multi-Flow Map</p> 
<p>Seeing Analogies</p> <p>What is the analogy being used? What is the guiding metaphor?</p>	<p>Identify the relationship Guess the rule Symbolism Analogy Simile/Metaphor</p>	<p>Bridge Map</p> 